




Fraction Through Music



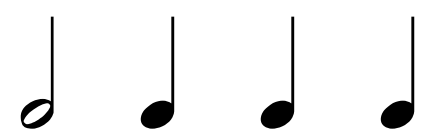
Lesson 8. Introducing the Time Signature







Fraction Music Game

The correct answer is:

A. $\frac{4}{4}$  | $\frac{1}{2} + \frac{1}{4} + \frac{1}{4} + \frac{1}{4} = \frac{2}{4} + \frac{3}{4} = \frac{5}{4}$
 1-2, 3, 4, 5.

B. $\frac{4}{4}$  | $\frac{1}{4} + \frac{1}{4} + \frac{1}{4} + \frac{1}{4} + \frac{1}{4} = \frac{5}{4}$
 1, 2, 3, 4, 5.

C. $\frac{4}{4}$  | $\frac{1}{4} + \frac{1}{4} + \frac{1}{2} = \frac{2}{4} + \frac{2}{4} = \frac{4}{4}$
 1, 2, 3-4.



Fantastic!




Fraction Music Game

(For this part you can work with one friend or a group of friends)
You get to play 3 musical pieces (examples). One is going to be the correct answer and that will be equal to 4 beats or to the 4\4 time signature. Play the other two examples shorter or longer for 2– 8 counts. Use half or quarter notes.

As the music is performed, ask your friend(s) to keep counting in their head along with each musical piece. Remind your friends that the musical piece has to be equal to 4 counts (beats).

Before you start to play, please tell your friend which musical piece you will play, for example: "Example A" and start your music with a count off: "Ready, Set, Go!".





Your name: _____

Fraction Music Game

Lesson 8.

Create your own music!

Draw your music notes after the $\frac{4}{4}$ Time Signature!

A. $\frac{4}{4}$ |

B. $\frac{4}{4}$ |

C. $\frac{4}{4}$ |

Fantastic!





Fraction Music Game

(Lesson 8. Student's Printout)

Name: _____

Which example is correct?

A. Explain: _____

B. Explain: _____

C. Explain: _____



Fantastic!




Hand Signs

Piano Fingering Chart

Music Notes



"Mi"



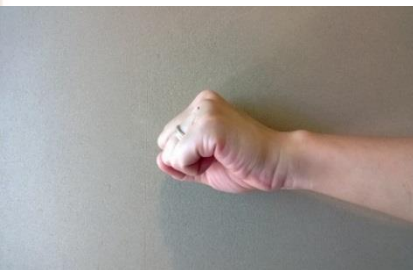
Note E (Mi)




"Re"



Note D (Re)



"Do"



Note C (Do)



©toonesam.org



Thank You!

